

COMPACT MAGNETIC, LIQUID LEVEL GAUGE 'CMLG '



SINCE 1984

Is compact and lightweight magnetic liquid level gauge for visual level indication of liquids & is specially designed for low pressure, light duty applications.

SPECIFICATIONS :

- Installation : Side
- Range (CC dist) : Min 0 ~ 200mm,
Max 0 ~ 2000mm
- Level Indication : a) Bicolor rotating (white & red) PP flappers -150°C
or SS flappers - 250°C
b) Red PP Follower Capsule - 150°C in borosilicate glass tube (water filled)
- Float Chamber : Ø 42 in SS304 / SS316
- Float MOC : SS316
- Float size : Ø 33 x 250L
- Calibrated Scale : Polycarbonate, LC=10mm
- Vent x Drain : ¼" Threaded Plugs / ½" Valves
- Process Connection : 15/20/25nb, flange to BS / ANSI / DIN std
- Temperature Range : -10 to 250°C
- Max Test Pressure : 5Kg/cm²
- Min Liquid Sp. Gr. : 0.8



ACCESSORIES :

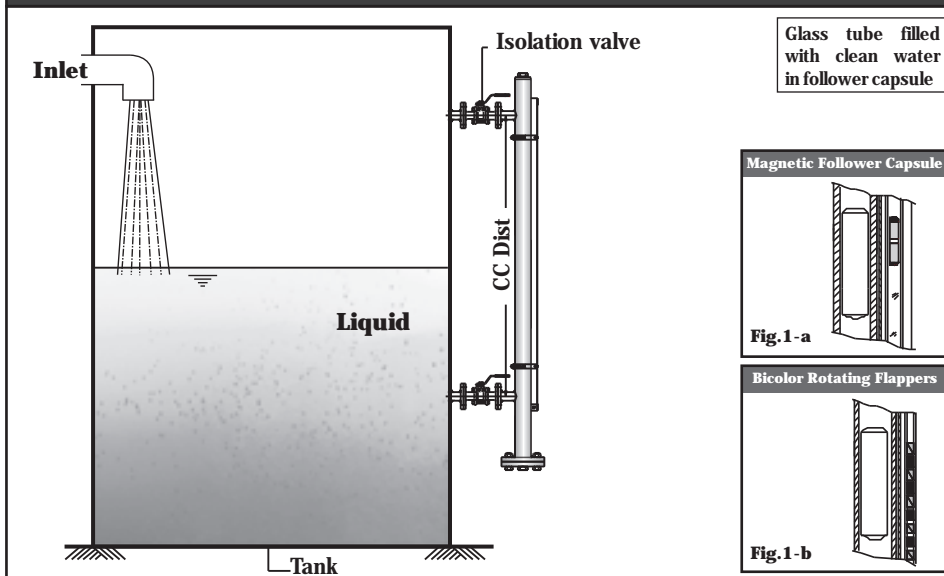
A) Adjustable Switch

- Enclosure x Cable Gland : Epoxy potted or Cast AL WP- IP66 x PG 9 (Polyamide)
or Cast AL Ex. Proof Gr IIA & IIB x ½" NPT (Brass)
- Switch rating x Form : 40VA x N/O or 60VA (SPDT)
- Switch rating x Form : 5A, 230 VAC (SPDT)

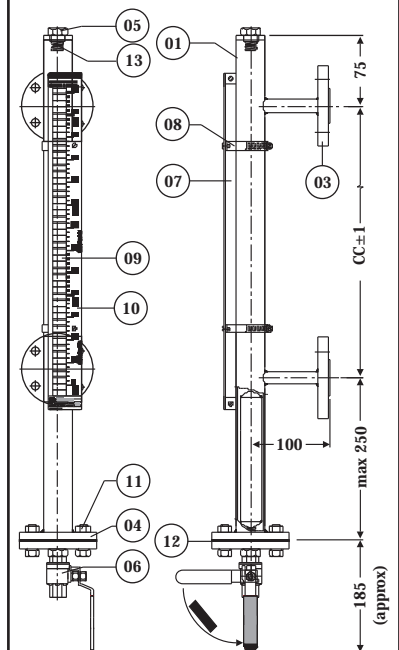
B) Transmitter

- Wiring system : Two wire
- Resolution : ±12 or ±6 mm
- Out put : 4-20 mA
- Enclosure x Cable Gland : Cast AL, WP- IP66 x PG 9 (Polyamide)
: Cast AL. Ex Proof Gr IIA - IIB & IIC x ½" NPT (Brass)

Installation :



Construction



- 01) Liquid Chamber
- 02) Float
- 03) Process Flange
- 04) Chamber Flange
- 05) Vent Plug
- 06) Drain Valve
- 07) Local Indicator Housing
- 08) Indicator mtg. clamps
- 09) Local Indicator Flappers
- 10) Calibrated Scale
- 11) Nuts, Bolts & Washer
- 12) Gasket
- 13) Float Retainer (Spring)

Model Identification No. - CMLG

--	--	--	--	--	--

x CC Dist(mm)

Wetted Parts

SS304 _____ **N**
 SS316 _____ **S**

Chamber Type

Top cap with bottom flange _____ **A**
 Top & bottom flange _____ **B**
 Non-std _____ **O**

Process Connections

Flanged _____ **F**
 Screwed _____ **S**
 Union _____ **U**

Vent x Drain

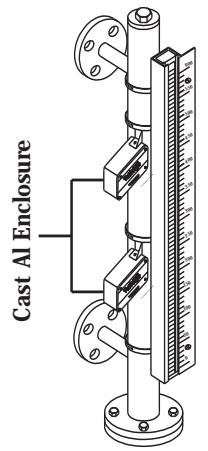
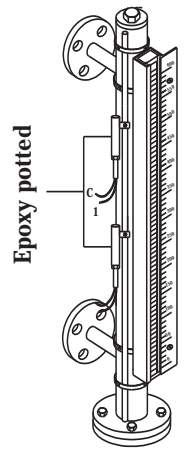
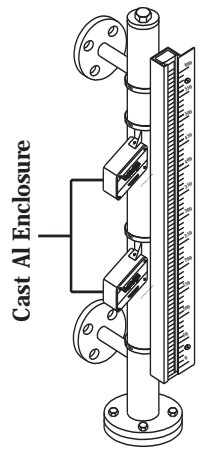

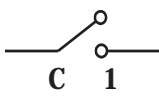
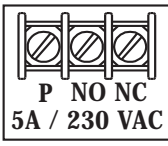
1/4" Plug x 1/4" Plug _____ **1**
 1/4" Plug x 1/2" Ball Valve _____ **2**
 Non-std _____ **0**

Visual Indicator

Not Provided _____ **W**
 Magnetic Follower Capsule - (PP-150°C) _____ **C**
 Bicolor Rotating flapper - (Plastic-150°C) _____ **R**
 Bicolor Rotating flapper - (SS-250°C) _____ **S**

Accessories

Not Provided _____ **W**
 Magnetic Switch _____ **1**
 X'mitter _____ **2**
 Magnetic Switch + X'mitter _____ **3**

Accessories : Magnetic Switches options		
Monostable	Epoxy potted	Bistable
		
		

Magnetic Switch

Epoxy Potted x Monostable x 40VA (N/O) _____ **1**
 Cast Al, WP IP-66 - PG 9 x Monostable - 40VA (N/O) _____ **2**
 Cast Al, Ex. proof Gr. IIA & IIB - 1/2" NPT x Monostable - 40VA (N/O) _____ **3**
 Cast Al, WP IP-66 - PG 9 x Bistable - 5A, 230 VAC _____ **4**
 Cast Al, Ex. proof Gr. IIA & IIB - 1/2" NPT x Bistable - 5A, 230VAC _____ **5**
 Non-Std _____ **0**

No of Switches

One, TwoFour _____ **1-4**
 Non-std _____ **0**

Level Controller (TLC)

Not Provided _____ **W**
 Provided _____ **C**

X'mitter Enclosure

Cast Al, W. proof IP-66 x PG 9 _____ **J**
 Cast Al, Ex. proof Gr. IIA & IIB x 1/2" NPT _____ **E**
 Non-std _____ **O**

Resolution

±12mm (Std) _____ **S**
 ±6mm (High) _____ **H**

Level Indicator Controller

Not Provided _____ **W**
 TLIC _____ **C**
 TLPI _____ **L**
 Non-std _____ **O**

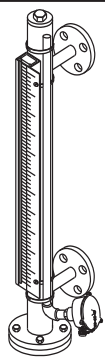
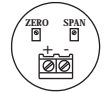
--	--	--	--

x TLC

--	--	--	--

M

--	--	--	--

'X' mitter

 Supply : 24VDC 4-20mA, o/p

Ordering Information :								
Specify Sp Gr, Cmlg Model No. x Magnetic Switch Model No. x X'mitter Model No. x CC Dist.								
★ For TLC - <table border="1" style="display: inline-table; vertical-align: middle;"><tr><td> </td><td> </td><td> </td><td> </td></tr></table> Refer catalogue on TECHTROL LEVEL CONTROLLER 'TLC' ★ For TLIC - <table border="1" style="display: inline-table; vertical-align: middle;"><tr><td> </td><td> </td><td> </td><td> </td></tr></table> Refer catalogue on TECHTROL LEVEL INDICATOR CONTROLLER 'TLIC' ★ For TLPI - Refer catalogue on TECHTROL LOOP POWERED INDICATOR 'TLPI'								

Services : Water, Lube oil, Dye Liquor, H2SO4, Phosphoric acid, Solvent, NaOH.

PUNE TECHTROL PVT LTD

S-18, MIDC, Bhosari, Pune - 411026. India

+91-20-66342900, 27121052

+91-20-66342998

ho@punetechnol.com www.punetechnol.com



R A T E D
 NSIC-CRISIL SE-1A

AREA REPRESENTATIVE / DISTRIBUTOR :

All dimensions in mm, except specified.